

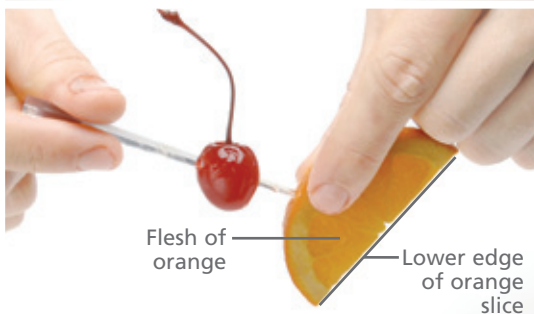
CREATE FLAGS & BOATS

Fruit flags and boats are the flashiest of the standard cocktail garnishes. Flags are garnishes that skewer a maraschino cherry on top of another garnish, such as an orange slice or pineapple wedge. Think of the cherry as a flag being planted on top of the other garnish. Boats are made from citrus fruit wheels that have been folded in half with a maraschino cherry pinned into the fold.

How to Make an Orange Flag



Step 1




Steps
2 & 3

How to Make a Pineapple Flag



Step 1



Steps
2 & 3

- An orange flag is a maraschino cherry skewered on top of an orange slice.
- 1 Push a cocktail stick through a maraschino cherry.
 - 2 Hold an orange slice between your thumb and index finger.
 - 3 Gently push the cocktail stick through the peel of the orange slice and down through the flesh. The cocktail stick should not go beyond the lower edge of the orange slice.

Note: To make an orange slice, see page 31.

- A pineapple flag is a maraschino cherry skewered on top of a pineapple wedge.
- 1 Push a cocktail stick through a maraschino cherry.
 - 2 Hold a pineapple wedge between your thumb and index finger.
 - 3 Gently push the cocktail stick through the skin of a pineapple wedge and down through the flesh. The cocktail stick should not go beyond the lower edge of the pineapple wedge.

Note: To make a pineapple wedge, see page 34.

TIP *How do I place a flag and boat on the rim of a glass?*

Before placing an orange flag or a pineapple flag on the rim of a glass, you must make a cut approximately 1/4 inch deep into the orange slice of an orange flag and a 1/2 inch cut into the pineapple wedge of the pineapple flag. Then place the flag on the rim. Boats are much easier to place. You simply place the boat across the opening of a glass.



Orange Flag




Pineapple Flag



Orange Boat

How to Make a Boat



Step 1



Step 2



Step 3

- A boat is a citrus fruit wheel that has been folded in half with a maraschino cherry skewered in the center.
- 1 Push a cocktail stick just below the white pith of an orange wheel.
 - 2 Push the cocktail stick through a maraschino cherry.
 - 3 Bend the orange wheel into a "U" shape. Push the cocktail stick just below the white pith on the other side of the orange wheel.

Note: To make an orange wheel, see page 31.